

**MK-103**


**Assembling Instruction**

Cover Connector

Left Part

Fixing Plate

Right Part




Right Part

Pick up **right part** of the box




MK-101

Put the outer barrel to bottom place



Put **Cover Connector** at place just above **Fixing Plate**




Put **Fixing Plate** at the top place. Please refer to the dot marks for correct direction



Left Part

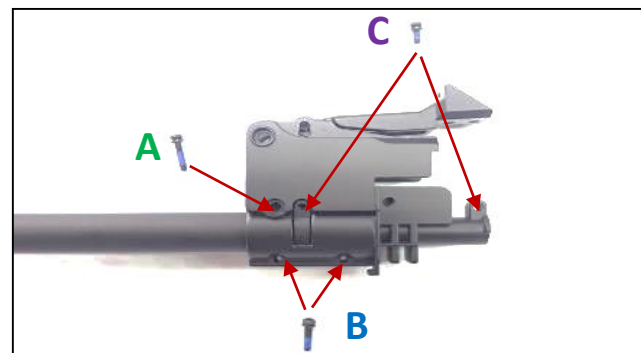
Put on **Left Part** of the box



Put **Barrel Fixer** to the exact place



Turn the box to the other side then Install **Handguard Fixer**



Install screws **Ax1 Bx2 Cx2** to indicated places in above.



Then turn it back, put in **Fixer Spring first** and **Fixing Screw afterward** (and hold it)



Handguard Fixer Screw



Lock the **screw**, not too tight, just like the in the picture above.