



## 1 各部名稱 Component names



### ■ ICS-51 Proline



### ■ ICS-52 Proline



### ■ ICS-55 Proline



### ■ ICS-56 Proline



### ■ ICS-53 Proline



### ■ ICS-54 Proline



### ■ ICS-153 Proline



### ■ ICS-152 Proline




### ■ ICS-151 Proline



### ■ ICS-154 Proline



## 2 單連發選擇方式 Selector lever and safety setting



保險 Safety setting

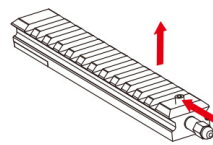
單發 Semi automatic

連發 Full automatic

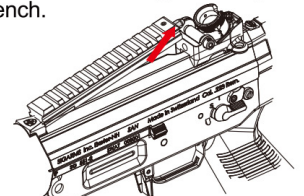
## 3 戰術軌道調整 Tactical rail adjustment

1 使用六角扳手將止付螺絲上旋鬆開  
Loosen the hex screw by allen key.

3 先卡進前方鳩尾槽並將頂銷對準錐形孔  
再使用C形扳手逆時針方向將頂銷轉緊  
Insert the rail into the dovetail joint with  
Swiss shell mark. Tighten the pin by a  
wrench.

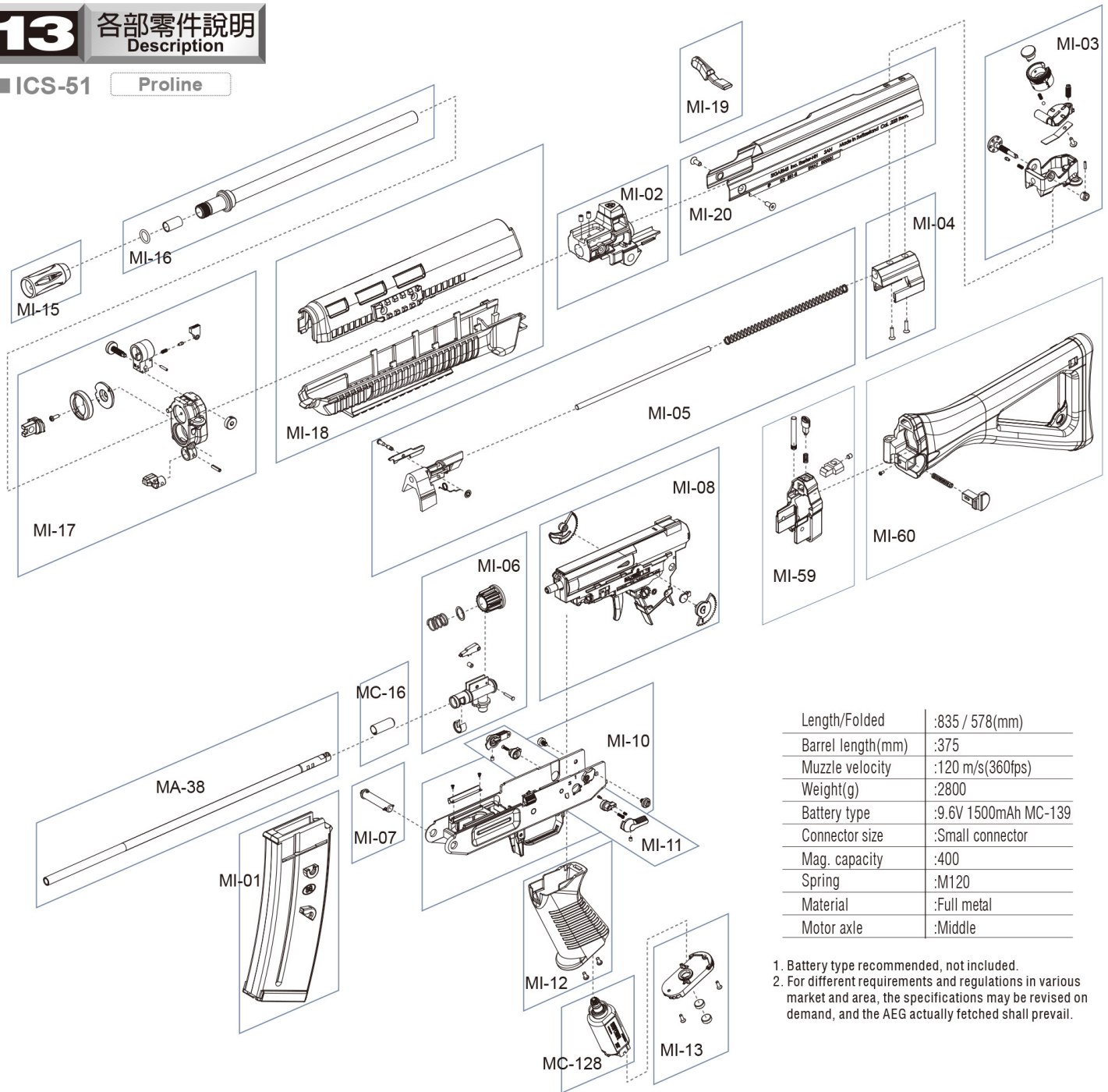


2 將頂銷旋至最底  
Screw the pin to the end.



## 13 各部零件說明 Description

■ ICS-51 Proline



Length/Folded	:835 / 578(mm)
Barrel length(mm)	:375
Muzzle velocity	:120 m/s(360fps)
Weight(g)	:2800
Battery type	:9.6V 1500mAh MC-139
Connector size	:Small connector
Mag. capacity	:400
Spring	:M120
Material	:Full metal
Motor axle	:Middle

1. Battery type recommended, not included.
2. For different requirements and regulations in various market and area, the specifications may be revised on demand, and the AEG actually fetched shall prevail.

### WARNING 警告 電槍使用之注意事項 Maintenance

1. 請勿使用回收及劣質的 B.B 彈，以減少槍管損耗與避免卡彈的情形發生。
  2. 如發現有卡彈的情形，應立即停止射擊，如卡彈後再勉強射擊，則會增加齒輪損耗。請使用內附通槍條，將卡彈清除後才可繼續使用。若完成通槍基本故障排除後仍無法使用時，請回原採購店家或專業經銷商尋求維修服務。
  3. 使用前請先確定您的電池已充滿電，當使用中發覺電池即將用盡或射擊速度降低時，應立即更換電池。
  4. 請定期使用通槍條清潔槍管，以保持槍支射擊時的準確性及減少卡彈的情形發生。
  5. 請勿經常空槍射擊，以減少 BOX 及齒輪不必要的損耗。
1. Use high quality BB's to prevent further damage to the AEG and to stop jams.
  2. When a BB is jammed, take the cleaning rod that came with your gun and push it into the barrel moving down gently until the jammed BB comes loose.  
Note: The barrel does not need to be removed from the gun before unjamming a BB.
  3. To keep the outer appearance maintained, wipe down the gun with a soft cloth.
  4. Do not dry fire the gun at any time to reduce damage to the gear box.
  5. After playing, remove the magazine, switch to single shot mode and fire one shot to release the spring within the gearbox. Finally disconnect the battery. Clean and lubricate your AEG before storage, as needed.

Always read through this manual before operation user restricted to 18 year of age or older



The parts/accessory for each model will have a bit difference, it's depend on the actual goods.

\*每一款槍型基本配備不同依實際出貨為主



I CHIH SHIVAN ENTERPRISE CO., LTD.

TEL:886-4-25256461 FAX:886-4-25256484

www.icsbb.com