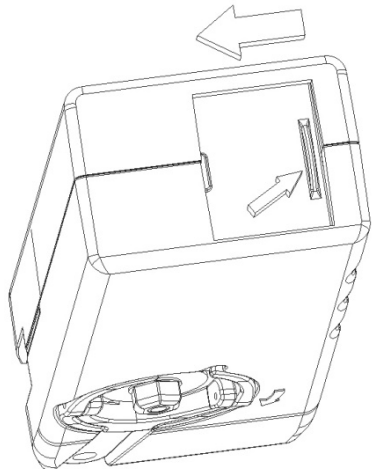




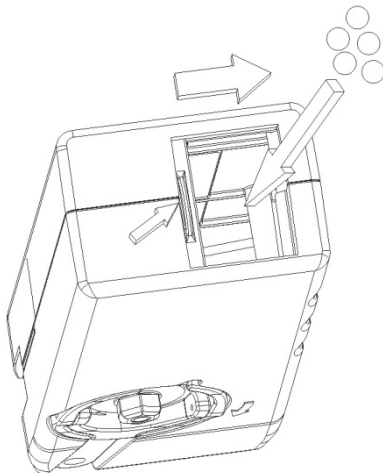
M12 SIDEWINDER OPERATING INSTRUCTIONS

1



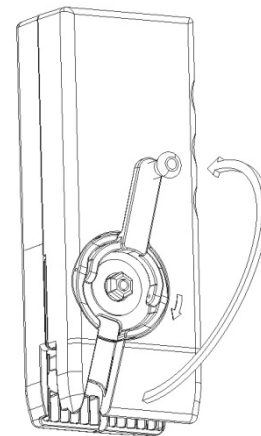
Slide the BB reservoir door open

2



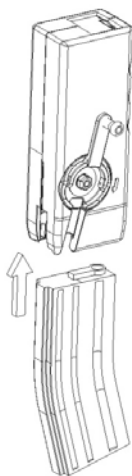
Load BBs into the BB reservoir. Once the BB reservoir is full, slide the door closed.

3



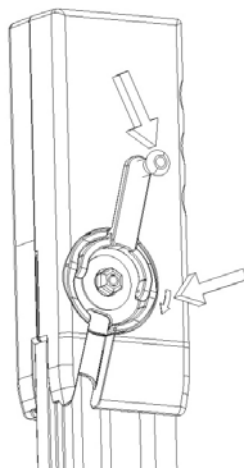
Pivot the crank arm into the "open" position.

4



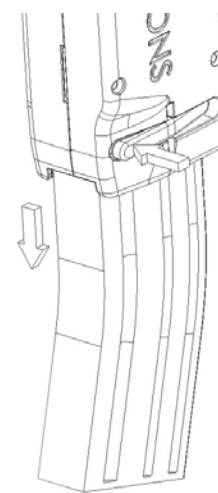
Insert your magazine into the bottom of the M12 sidewinder. The magazine should audibly "click" into place.

5



Hold the M12 Sidewinder in a vertical position with the loader on top, and rotate the crank arm in a clockwise manner. Once the magazine is full, the clutch will engage.

6

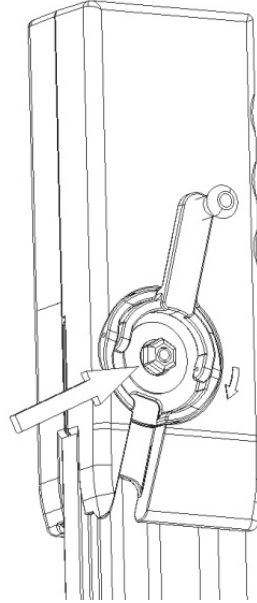


Depress the magazine release latch, and remove the magazine. Repeat steps 1-6 to load additional magazines



M12 SIDEWINDER

OPERATING INSTRUCTIONS (OPTIONAL)



Some magazines have stiffer springs than industry standard, and might require the adjustment of the clutch nut. If your magazines are not getting fully loaded, locate the clutch nut on your M12 Sidewinder, and using a 10mm wrench, rotate it clockwise 1/8 turn, and attempt to load the magazine again. Repeat this step until the M12 loads your magazine completely.



M12 SIDEWINDER

TROUBLESHOOTING

NOTE

In most cases, malfunctions can be prevented by simply following the 6 steps outlined in the operating instructions. In the rare case that you encounter issues with your M12 Sidewinder, review the guide below.

| Problem | Causes | Solution |
|--|---|--|
| My magazine won't seat into the M12 Sidewinder | <ul style="list-style-type: none">-Out of spec magazines-Magazine misaligned with M12 Sidewinder | <ul style="list-style-type: none">-Use only Tokyo Marui M16/M4 spec magazines-Align magazine properly |
| My M12 isn't loading my magazines to their full capacity | <ul style="list-style-type: none">-Magazine has excessively strong spring-Clutch adjustment is too loose | <ul style="list-style-type: none">-<i>Review operating instructions on Page 2 of this manual</i> |



M12 SIDEWINDER

WARRANTY, CONTACT INFORMATION AND WARNINGS

Warranty:

The M12 Sidewinder is guaranteed free from manufacturer's defects for a period of one year from the date of purchase. If during that time you encounter defects with your M12 Sidewinder, you can contact us via the email listed below, and you will be issued an RMA number to return the M12 for repair or replacement.

This warranty is null and void if it is found that the M12 Sidewinder has been modified, abused, or altered in such a way that the structural or individual component integrity has been compromised.

Contact Information:

Customer support: support@zshot.com

Toll free: 1(800)385-8581

Fax: 1(800)385-8271

ZShot Inc
746 Carle Ave
Lewis Center, OH 43035



WARNING:

The M12 Sidewinder was designed for use by people 18 years of age or older. It contains small parts that may pose a choking hazard to small children.