

XCORTECH

X3500 CHRONOGRAPH

USER MANUEL



www.xcortech.com

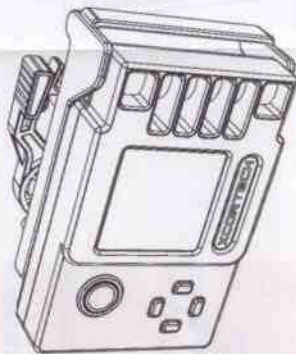
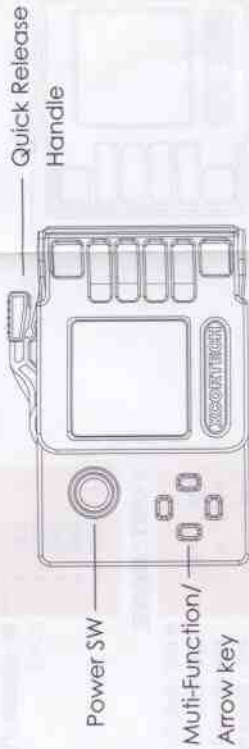
1. Product information

- X3500 can be rotated for operation.
- Folding display unit
- Removable display unit. The display unit can be mounted on the BB gun tactic rail.
- Wireless communication for both units
- Large caliber for 38mm, suitable for different BB Spec. 4.5mm, 6mm, 9mm, 18mm.



2. Display unit

- Identification of parts



3. Setup (MENU)

- AMMO : Set BB information

6 memory slots for set BB weight (WT) & Caliber (CAL)

| NO. | WT. | CAL. |
|-----|------|------|
| > 1 | 0.2 | 6 |
| 2 | 0.25 | 6 |
| 3 | 0.43 | 6 |
| 4 | 0.45 | 6 |
| 5 | 0.88 | 6 |

- UNIT :

| ROF | RPM |
|-------|-----|
| SPEED | m/s |
| EXIT | |

※ ROF : Rate Of Fire
 RPM : Round Per Minute
 RPS : Round Per Second
 ※ SPEED : Initial Velocity
 m/s : Meter per Second
 ft/s : Feet Per Second

- ROTATE : LCD

| >LOCK PRESENT |
|---------------|
| AUTO |
| EXIT |

※ LOCK PRESENT
 ※ AUTO

- APO : Auto Power off

Auto power off for 5, 10, 30, 60 mins for power saving.
 ※ If batteries are very low, The Chrono will shuts down automatic.

| > 5 | MINUTE |
|------|--------|
| 10 | |
| 30 | |
| 60 | |
| EXIT | |

- BACK LIGHT : Set LCD back light

| TYPE | ON |
|------|------|
| BRI. | HIGH |
| REV. | NO |
| EXIT | |

※ TYPE : AUTO / ON / OFF
 ※ BRI (Brightness) : HIGH / MID / LOW
 ※ REV (Reverse) : LCD will invert for display

- CONTRAST : Set LCD contrast

| ADJUST | 7 |
|---------|---|
| DEFAULT | |
| EXIT | |

※ ADJUST : 0 - 31
 ※ DEFAULT : 15

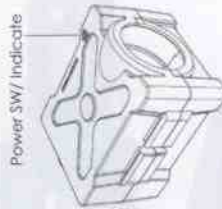
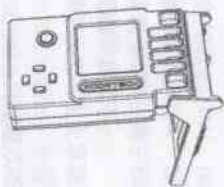
- RESET :

| RESET X3500 |
|-------------|
| EXIT |

※ RESET X3500
 Revert to factory default

4. Specification

1. Velocity rest range :
 - Initial Velocity measure range : 30.00 ~ 400.0 (m/s)
 - ROF measure range : 100 ~ 5000 (RPM)
2. Display unit:
 - Battery: 2 x AAA batteries
 - Dimension : L x W x H = 84.5 x 59 x 31 (mm)
 - Weight : 72g
3. Chrono unit:
 - Camera Tripod mount
 - Tube diameter: 38mm
 - Battery: 2 x AA batteries
 - External Power input: micro USB (5V/0.5A) (No charge batteries function only power for Chrono)
 - Dimension: L x W x H = 108 x 87 x 66 (mm)
 - Weight: 200g
 - Such as the use of gas or CO2 gun will produce smoke, suggest for BB gun for a distance of more than 10 cm in order to avoid interference smoke.



- SCR1 : Screen 1

| 1075 | 1415 |
|------|------|
| 1075 | 1415 |
| 1415 | 1075 |

① Wireless Linking Status
 ② Batteries Power Status
 ③ Display ROF
 ④ Display Initial Velocity
 ⑤ ROF Unit (RPM/RPS)
 ⑥ Display Shots
 ⑦ Initial Velocity (m/s or ft/s)

- SCR2 : Screen 2

| 1075 | 1415 |
|------|------|
| 1075 | 1415 |
| 1415 | 1075 |

① Display Joule
 ② Display J/cm²
 ③ BB Information
 ④ Display ROF (RPM/RPS)
 ⑤ Display Initial Velocity (m/s or ft/s)

- SCR3 : Screen 3, Scroll to show 25 shots memory using the up/down keys.

| 25 | shots |
|-------|-------|
| 25 | shots |
| shots | 25 |

① 25 shots memory
 ② S-D : Display Standard Deviation
 ③ AVG : Display Average
 ④ MAX : Display Max
 ⑤ MIN : Display Min
 ⑥ ES : Extreme Spread
 The ①②③④⑤ are display for Full Auto
 Upper column: Display for ROF
 Lower column: Display for Velocity